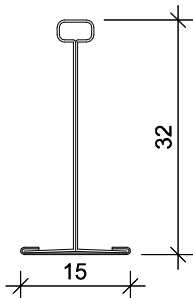


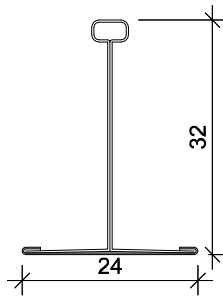
A Placo do Brasil se reserva o direito de atualizar e modificar as especificações dos sistemas sem prévio aviso e não se responsabiliza por qualquer alteração efetuada por terceiros neste desenho.

## PEÇAS COTADAS

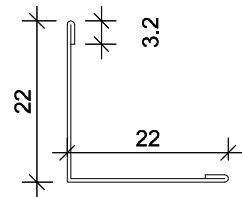
### PLPP ( PERFIL PRINCIPAL )



PLPP 1532

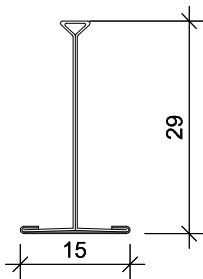


PLPP 2432

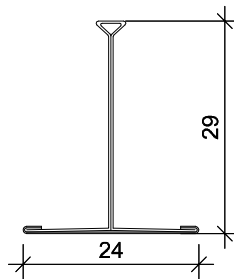


PLCS 2222

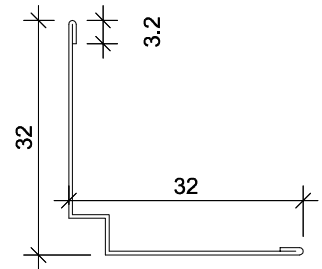
### PLT ( TRAVESSA )



PLT 1529

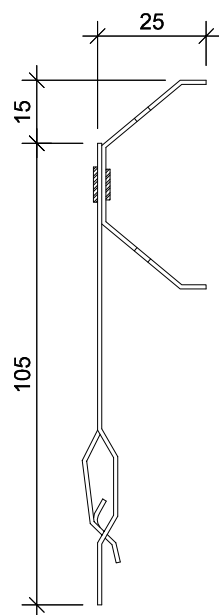


PLT 2429

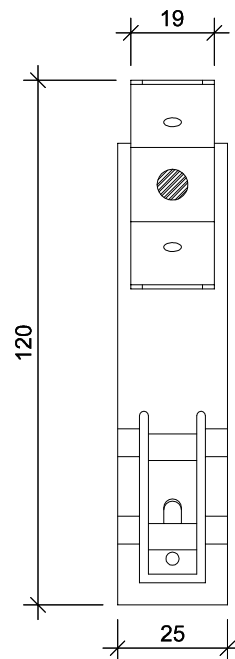


PLCS 3232

### PLPR 535 (REGULADOR COM MOLA)



CORTE



VISTA



#### CADERNO DE DETALHES - FORRO REMOVÍVEL

PLACO DO BRASIL - DEPARTAMENTO TÉCNICO  
tecnico.placo@saint-gobain.com

desenho:  
PATRICIA / LUIZ

escala:  
SEM ESCALA

data:  
JUL / 2002

Detalhe  
FR02